

Features

- ◆ Compact light weight 3-way Design
- ◆ Heavy-Duty 15-inch Woofer
- ◆ 6-inch mid-range Woofer
- ◆ 1-inch exit (1.5" VC) HF driver
- ◆ Monitor cuts on both back corners
- ◆ Water Resistant Polypropylene Enclosure

Application

The **PM153** is designed to stand alone as a full range sound reinforcement loudspeaker, to lay down for a full range monitor, or to couple with our 18Inch sub for a three way with extended low-end system. Effective for both permanent and portable applications, it comes with 4 fly points, rubber footpads, and a 1-3/8-inch pole mount cup.

Applications include:

- ◆ Club System
- ◆ House of Worship
- ◆ Band PA
- ◆ Satellite system

Description

The **PM153** incorporates premium components housed in a rugged, water resistant polypropylene enclosure making this is the most advanced system on the market today. The high power drivers feature large magnet structures for high efficiency producing more output per watt. Designed for medium size venues, the audience will hear crystal clear sound. The enclosure is made of molded virgin polypropylene it won't chip or crack and can withstand our drop tested at 3M (12.5 ft). The front is covered by a heavy gauge steel powder coated grill. The crossover includes two of Neutrik's combo Speakon and 1/4" phone connectors mounted on FR4 double sided circuit boards for solid construction and durability. Carvin's exclusive Speaker Guard™ HF Driver protection uses a self resetting relay circuit to dim the HF driver 10 dB protecting the voice coil from excessive power. The benefits are the driver is not turned off losing all the high frequencies, the circuit resets as soon as the high frequency content is back to normal levels.

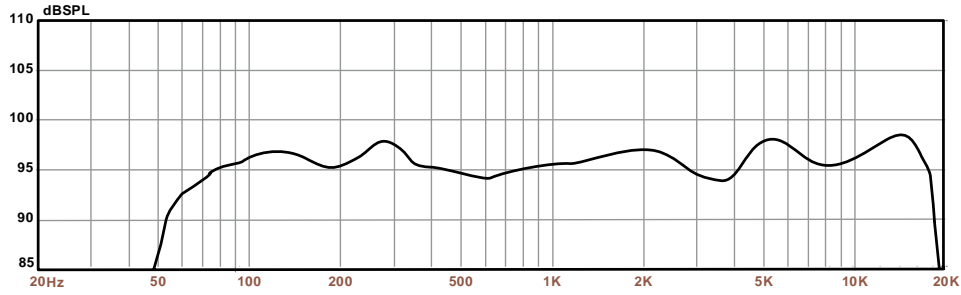


Specifications PM153

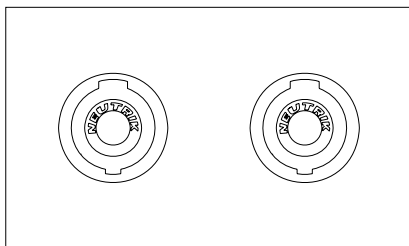
System Type:	15-inch 3-Way, bass-reflex
Frequency Response:	50 Hz – 18 kHz (-10DB) 58 Hz – 17 kHz (-3 dB)
Coverage Pattern:	90H x 45V
Crossover:	Speaker Guard™ HF protection
Crossover Frequency:	400Hz, 3.5 k Hz
Power:	Continuous / Program / Peak
Full Range	400w /800w /1600
Recommended Amplifier Power:	300 – 1200w
Sensitivity (1w @ 1m):	96dB
Maximum SPL:	122dB / 128dB peak
LF Driver:	15-inch Heavy Duty Woofer
MF Driver:	6-inch Woofer
HF Driver:	1-inch exit 1.5-inch VC Titanium Driver
Nominal Impedance full range:	8 ohms
Enclosure:	Virgin Polypropylene
Suspension/Mounting:	1-3/8-inch pole mount cup 4 Fly Points
Transport:	2 Handles
Grill:	Black steel
Connectors:	Two Neutrik Combo 1/4-inch / Speakon's
Dimensions (H x W x D):	710 mm x 454 mm x 300 mm 27.875 in x 17.875 in x 13.125 in
Net Wt:	18.6 kg (41 lb)
Optional Accessories:	CVL15 cover LMUB suspension "U" bracket

CARVIN

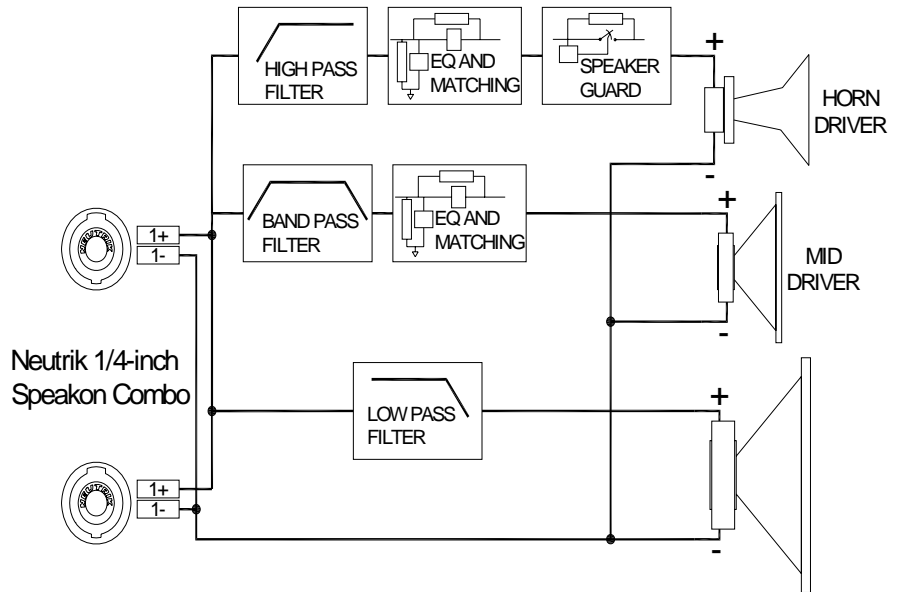
Frequency Response



Rear Plate



Crossover Block Diagram



Suspension with LMUB Bracket

