

LM15 & LM15A 15-inch 2-Way Main / Monitor

Features

- ◆ Compact light weight Design
- ◆ Heavy-Duty Neodymium 15" Woofer
- ◆ Neodymium 1-inch exit (1.5" VC) HF driver
- ◆ Monitor cuts on both back corners
- ◆ Water Resistant Polypropylene Enclosure

Application

The **LM15** is designed to stand alone as a full range sound reinforcement loudspeaker, to lay down for a full range monitor, or to couple with our LSx1801 for a three way extended low-end system. Effective for both permanent and portable applications, it comes with 4 fly points, rubber footpads, and a 1-3/8-inch pole mount cup.

Applications include:

- ◆ Club System
- ◆ House of Worship
- ◆ Band PA
- ◆ Satellite system

Description

The **LM15** incorporates premium lightweight Neodymium components housed in a rugged, water resistant polypropylene enclosure making this is the most advanced system on the market today. The high-end Neodymium drivers offer a greater range with higher dB output for the same wattage making them more efficient than their ceramic magnet counterparts. Designed for small to medium size venues, the audience will hear crystal clear sound. The enclosure is made of molded virgin polypropylene it won't chip or crack and can withstand our drop test at 3M (12.5 ft). The woofer is covered by a heavy gauge steel powder coated grill. The crossover includes two of Neutrik's combo Speakon and 1/4" phone connector mounted on FR4 double sided circuit boards for solid construction and durability. Carvin's exclusive Speaker Guard™ HF Driver protection uses a self resetting relay circuit to dim the HF driver 10 dB protecting the voice coil from excessive power. The benefits are the driver is not turned off losing all the high frequencies, the circuit resets as soon as the high frequency content is back to normal levels.

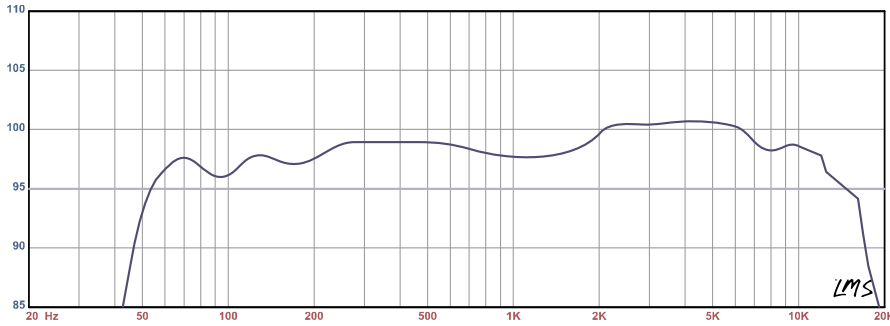


Specifications LM15

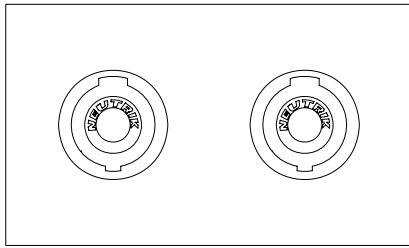
System Type:	15-inch 2-Way, bass-reflex
Frequency Response:	44 Hz – 18 kHz (-10DB) 55 Hz – 17 kHz (-3 dB)
Coverage Pattern:	90H x 30upV x 45downV
Crossover:	2-Way with Speaker Guard™ HF protection
Crossover Frequency:	2.5 k Hz
Power:	Continuous / Program / Peak
Full Range	475w /950w /1900w
Recommended Amplifier Power:	700 – 1400w
Sensitivity (1w @ 1m):	99dB
Maximum SPL:	126dB / 131dB peak
LF Driver:	15-inch Neodymium Woofer
HF Driver:	1-inch exit 1.5-inch VC Neodymium Titanium Driver
Nominal Impedance full range:	8 ohms
Enclosure:	Virgin Polypropylene
Suspension/Mounting:	1-3/8-inch pole mount cup 4 Fly Points
Transport:	2 Handles
Grill:	Black steel
Connectors:	Two Neutrik Combo 1/4-inch / Speakon's
Dimensions (H x W x D):	710 mm x 454 mm x 300 mm 27.875 in x 17.875 in x 13.125 in
Net Wt:	14 kg (31 lb)
Optional Accessories:	CVL15 cover LMUB suspension "U" bracket

CARVIN

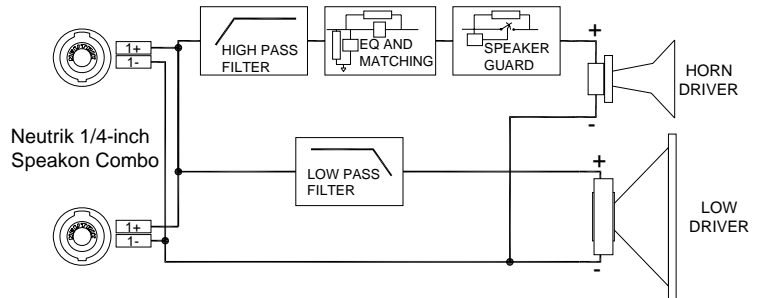
Frequency Response



LM15 Rear Plate



Block Diagram in Full Range Mode



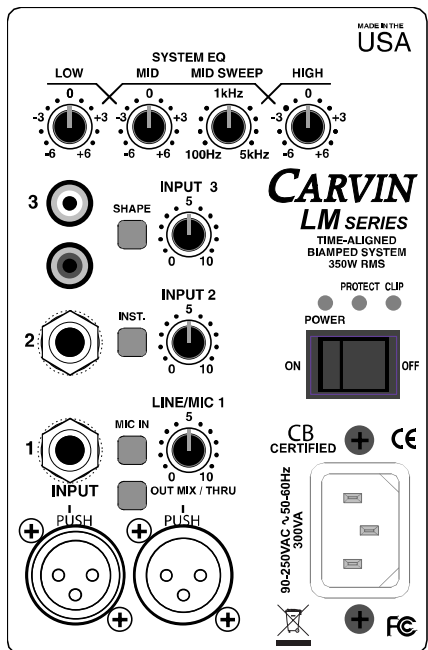
Description LM15A

The **LM15A** incorporates 2 internal Active Bi-amped amplifiers. The LM15A model also features a main 3 – Band mid-sweep EQ for final room adjustments, 3 channels with individual level controls, internal active limiters for the LF woofer and for the HF drivers, and a 18db/octave Low cut filter for a smooth low-end optimized to the enclosure. The input XLR can take in line levels or be switched to mic levels for direct microphone input. The output XLR parallel the input XLR for daisy chaining or it can output the all three channels.

Specifications LM15A

System Type:	Internal Active Bi-amp system
Speaker Protection:	Active LF Limiter Active HF Limiter
Crossover Frequency:	2.5 k Hz
Maximum SPL:	127dB
Internal Amplifiers full range:	350W / 700W (Continuous/Peak)
Bi-amp LF:	8 ohms 300w / 600w
Bi-amp HF:	8 ohms 50w / 100w
Connectors:	XLR's one Male, one Female Two 1/4 TRS phone jack
	Two RCA jacks
Net Wt:	17.7 kg (39 lb)

LM15A Rear Plate



Suspension with LMUB Bracket

